

ALUMINIUM SCAFFOLDING - FOLDING TOWER 180L X 80W X 300H

Features

- ACE offer a single width Aluminium folding tower which is particularly suited to work indoors. It has a base measurement of 0.80 x 1.80 meter.
- Folding tower can be driven through narrow openings without being dismantled.
- Simple to use and fast to assemble, easy transportation & storage
- The platform heights are adjustable and this makes working at different heights easily.
- The hinge system makes it easy to fold and unfold.
- British standard safety.
- Width Available 0.80 & 0.60 meter.
- Platform heights available 1.50, 1.80, 2.00 & 3.00 met
- Length Available 1.50, 1.80 & 2.00 meter.
- Safe working load is 180kg.



Our access equipment products are manufactured to BS EN.1004 Standard.

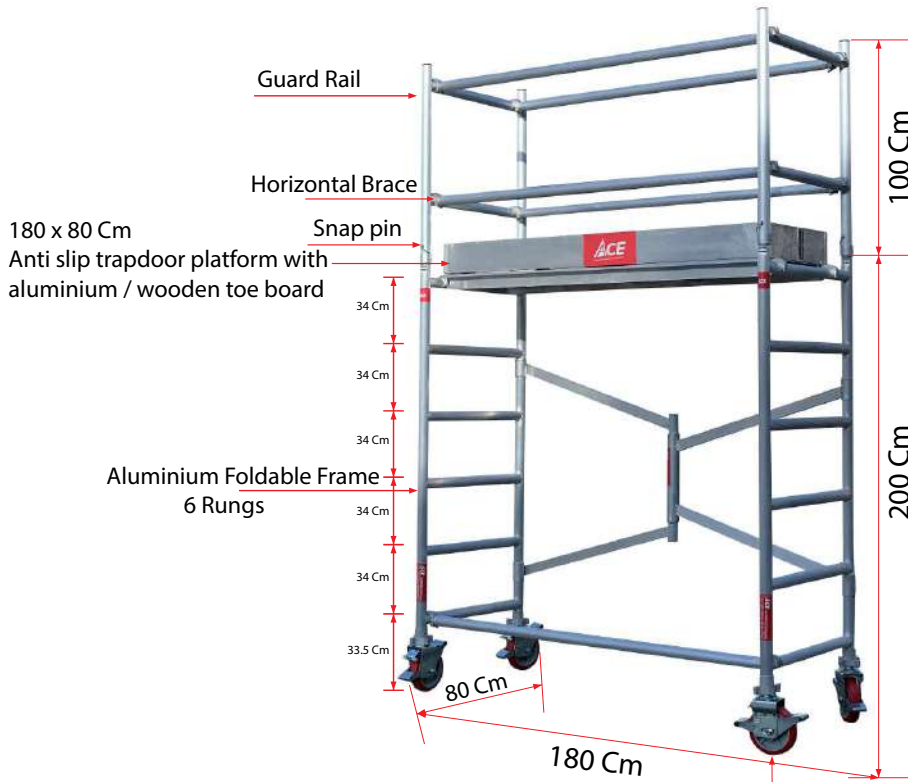
Description:

SN.	Description of goods	Qty	Weight (Kg)	CBM
	ALUMINUM FOLDABLE TOWER 3mtr TOWER HEIGHT AS PER BRITISH STANDARD W:0.80Mtr, L:1.8Mtr, Tower Ht:3Mtr, Platform Ht:2Mtr, Reach Ht:4Mtr	1 Set		
1.	Aluminium Foldable Frame 180Lx80Wx200cmH	1	14.50	0.36
2.	Aluminium Anti-slip platform 180Lx80cmW	1	12.08	0.10
3.	Aluminium Guard rail 80Wx100cmH	2	4.74	0.08
4.	Horizontal Braces 180cm	5	8.9	0.45
5.	Heavy duty Castor wheels with dual brakes (8")	4	18.8	0.04
6.	Adjustable jack 50 cm long	4	4.12	0.04
7.	Snap pin	4	0.04	
	Total	21	63.18	1.07


ACE Aluminium Folding Tower

Highly Versatile with variable heights and ready to erect

SWL = 180 kg




Tower Ref.	FT- 180 x 80/300
Working Height	4 m
Tower Height	3 m
Platform Height	2 m
Width	0.8 m
Length	1.8 m



Folding Frame




Platform Plain



2 Rung Span Frame



Snap Pin



Horizontal Braces



Diagonal Braces



Wooden Toe Board



Adjustable Base Jack



8" Caster Wheel with Dual Brake